





Type 6027 Compact can be combined with...



Type 2508
Cable plug



Type 1078
Timer unit



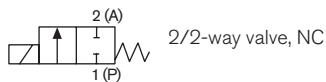
Type 2511
ASI cable plug

2/2-way Compact Solenoid Valve, G 1/4 - G 1/2

- Direct-acting, normally closed
- Brass and stainless steel body
- Electrical connection cable plug Form A
- High pressure version up to 100 bar
- High temperature version up to +180°C

Type 6027 is a direct-acting solenoid valve used for shut-off, dosing, filling, ventilating and for vacuum. The push-over solenoid system is of modular design and the coil can be rotated 360°.

Circuit function A



Technical data

Port connection	G 1/4, G 3/8, G 1/2 (NPT and Rc on request)
Orifice	DN 2.0 - 12.0
Body materials	Brass or stainless steel 1.4404 (316L)
Coil materials	Epoxy
Coil insulation class	Epoxy class H
Seal material	FKM, PTFE/FKM and PTFE/graphite for high temperature versions (EPDM on request)
Media	Vacuum, neutral gases and liquids (e.g. compressed air, town gas, natural gas, water, hydraulic oil, petrol) and slightly aggressive media (stainless steel version) Hot fluids and steam (only with stainless steel version)
Media temperature	High temperature version
Seal material FKM, PTFE/FKM	-10 to +120°C
Seal material PTFE/graphite	-40 to +180°C
Ambient temperature	-10 to +55°C
Viscosity	max. 21 mm ² /s
Operating voltage	24 V DC, 24 V/50 Hz, 230 V/50 Hz
Voltage tolerance	±10%
Duty cycle/single valve	100% continuous rating
Electrical connection according to	DIN EN 175301-803 Form A for cable plug Type 2508 (see Ordering chart for Accessories)
Protection class	IP65 with cable plug
Installation	As required, preferably with actuator in upright position

Technical data, continued

Power consumption

Orifice [mm]	Power consumption			
	Inrush AC [VA]	Hold AC (hot coil) [VA]	[W]	DC (hot/cold coil) [W]
2.0-12.0	105	37	16	16 / 21

Response times

Orifice [mm]	Response times			
	AC Opening [ms]	Closing [ms]	DC Opening [ms]	Closing [ms]
2.0-12.0	10-20	20-30	20-80	20-30

Response times [ms]:

Measured at valve outlet at 6 bar and +20 °C

Opening: pressure build-up 0 to 90%, closing: pressure relief 100 to 10%

Programme overview of the 6027 Series

The 6027 Series

Mini

AC07 coil



G 1/8
2/2, 3/2-way

Small

AC10 coil



G 1/8 - G 3/8, sub-base
2/2, 3/2-way

Compact

AC19 coil



G 1/4 - G 1/2
2/2-way

More info.

For more technical information about this product, click on this box... you will come to our website for this product where you can download the datasheet.

The 6027 series consists of three construction sizes:

Mini AC07 coil (20 mm), **Small** AC10 coil (32 and 40 mm) and **Compact** AC19 coil (42 mm).

The modules can be combined to allow all variations of functions, temperature ranges, coil ratings, seal- and body materials. The idea behind the programme is to simplify selection, minimise components by means of standardisation and allow virtually unlimited combinations of options.

For further information about the different construction sizes please see individual datasheets

6027_mini_2/2 & 3/2-way

6027_small_2/2 & 3/2-way

6027_compact_2/2-way

Ordering chart for valves with brass or stainless steel body, standard temperature version

Valves with AC19 coil (42 mm), seal material FKM, without cable plug

Circuit function	Port connection	Orifice [mm]	Kv value water [m ³ /h] ¹⁾	Pressure range [bar] ²⁾ for liquids and gaseous media		Item no. per voltage/frequency [V/Hz]			
				DC	AC	024/DC	024/50	230/50	
Seal material FKM, standard media temperature -10 up to +120°C									
A 2/2-way valve, NC 	Brass body								
	Threaded port 	G 1/4	3.0	0.28	0-30	0-25	178 295	178 296	178 297
			4.0	0.54	0-12	0-16	178 299	178 300	178 301
			5.0	0.73	0-6	0-10	178 303	178 304	178 305
			6.0	0.95	0-3	0-6	178 307	178 308	178 309
		G 3/8	3.0	0.28	0-30	0-25	178 311	178 312	178 313
			4.0	0.54	0-12	0-16	178 315	178 316	178 317
			5.0	0.73	0-6	0-10	178 319	178 320	178 321
			6.0	0.95	0-3	0-6	178 323	178 324	178 325
		G 1/2	8.0	1.6	0-1	0-3	178 327	178 328	178 329
			6.0	0.95	0-3	0-6	178 331	178 332	178 333
			8.0	1.6	0-1	0-3	178 335	178 336	178 337
			10.0	1.8	0-0.4	0-2.0	178 339	178 340	178 341
	Stainless steel body 1.4404 (316L)								
	Threaded port 	G 1/4	3.0	0.28	0-30	0-25	178 239	178 240	178 241
			4.0	0.54	0-12	0-16	178 243	178 244	178 245
			5.0	0.73	0-6	0-10	178 247	178 248	178 249
			6.0	0.95	0-3	0-6	178 251	178 252	178 253
		G 3/8	3.0	0.28	0-30	0-25	178 255	178 256	178 257
			4.0	0.54	0-12	0-16	178 259	178 260	178 261
			5.0	0.73	0-6	0-10	178 263	178 264	178 265
			6.0	0.95	0-3	0-6	178 267	178 268	178 269
		G 1/2	8.0	1.6	0-1	0-3	178 271	178 272	178 273
			6.0	0.95	0-3	0-6	178 275	178 276	178 277
8.0			1.6	0-1	0-3	178 279	178 280	178 281	
10.0			1.8	0-0.4	0-2.0	178 283	178 284	178 285	
		12.0	2.0	0-0.2	0-1.2	178 287	178 288	178 289	

¹⁾ Measured at +20 °C, 1 bar²⁾ pressure at valve inlet and free outlet.

²⁾ Overpressure with respect to atmospheric pressure

Please note that the cable plug has to be ordered separately, see Accessories on page 6 and separate datasheet for Type 2508.

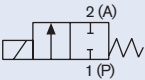

i Further versions on request

- Materials**
Seal material EPDM
- Port connection**
NPT, Rc
- Voltage**
Non-standard voltages
- Approvals**
ATEX, UL, UR, CSA
- Pressure**
Higher pressures for gaseous media
- Additional**
Oxygen versions

DTS 1000089742 EN Version: E Status: RL (released | freigegeben | validé) printed: 21.12.2007

Ordering chart for valves with brass body, standard temperature and high pressure version

Valves with AC19 coil (42 mm), seal material PTFE/FKM, without cable plug

Circuit function	Port connection	Orifice [mm]	Kv value water [m ³ /h] ¹⁾	Pressure range [bar] ²⁾ for liquids and gaseous media			Item no. per voltage/frequency [V/Hz]			
				Liquids and gaseous media	AC		024/DC	024/50	230/50	
					Liquids	Gaseous media				
A 2/2-way valve, NC  	Seal material PTFE/FKM, standard media temperature -10 up to +120°C									
	Brass body									
	Threaded port	G 1/4	2.0	0.14	0-80	0-75	0-80	184 667	■	184 668
			4.0	0.54	0-20	0-30	0-50	184 670	■	184 671
			6.0	0.95	0-5	0-14	0-16	184 674	■	184 675
		G 3/8	6.0	0.95	0-5	0-14	0-16	184 677	■	184 678
			8.0	1.6	0-1	0-6	0-6	184 680	■	184 681
			8.0	1.6	0-1	0-6	0-6	184 683	■	184 684
	G 1/2	8.0	1.6	0-1	0-6	0-6	184 683	■	184 684	
		10.0	1.8	0-0.4	0-2	0-3	184 686	■	184 687	

¹⁾ Measured at +20 °C, 1 bar²⁾ pressure at valve inlet and free outlet.

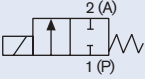

²⁾ Overpressure with respect to atmospheric pressure

■ on request

Please note that the cable plug has to be ordered separately, see Accessories on page 6 and separate datasheet for Type 2508.

Ordering chart for valves with stainless steel body, also for high temperatures and high pressures

Valves with AC19 coil (42 mm), seal material PTFE/graphite, without cable plug

Circuit function	Port connection	Orifice [mm]	Kv value water [m ³ /h] ¹⁾	Pressure range [bar] ²⁾ for liquids and gaseous media			Item no. per voltage/frequency [V/Hz]			
				Liquids and gaseous media	AC		024/DC	024/50	230/50	
					Liquids	Gaseous media				
A 2/2-way valve, NC  	Seal material PTFE/graphite, also for high temperature up to +180°C									
	Stainless steel body									
	Threaded port	G 1/4	2.0	0.14	0-100	0-75	0-100	184 689	■	184 690
			4.0	0.54	0-20	0-30	0-50	184 692	■	184 693
			6.0	0.95	0-5	0-14	0-16	184 695	■	184 696
		G 3/8	6.0	0.95	0-5	0-14	0-16	184 695	■	184 696
			8.0	1.6	0-1	0-6	0-6	184 698	■	184 699
			10.0	1.8	0-0.4	0-2	0-3	184 701	■	184 702
	G 1/2	10.0	1.8	0-0.4	0-2	0-3	184 701	■	184 702	
		12.0	2.0	0-0.2	0-1.2	0-2	184 704	■	184 705	







¹⁾ Measured at +20 °C, 1 bar²⁾ pressure at valve inlet and free outlet.

²⁾ Overpressure with respect to atmospheric pressure

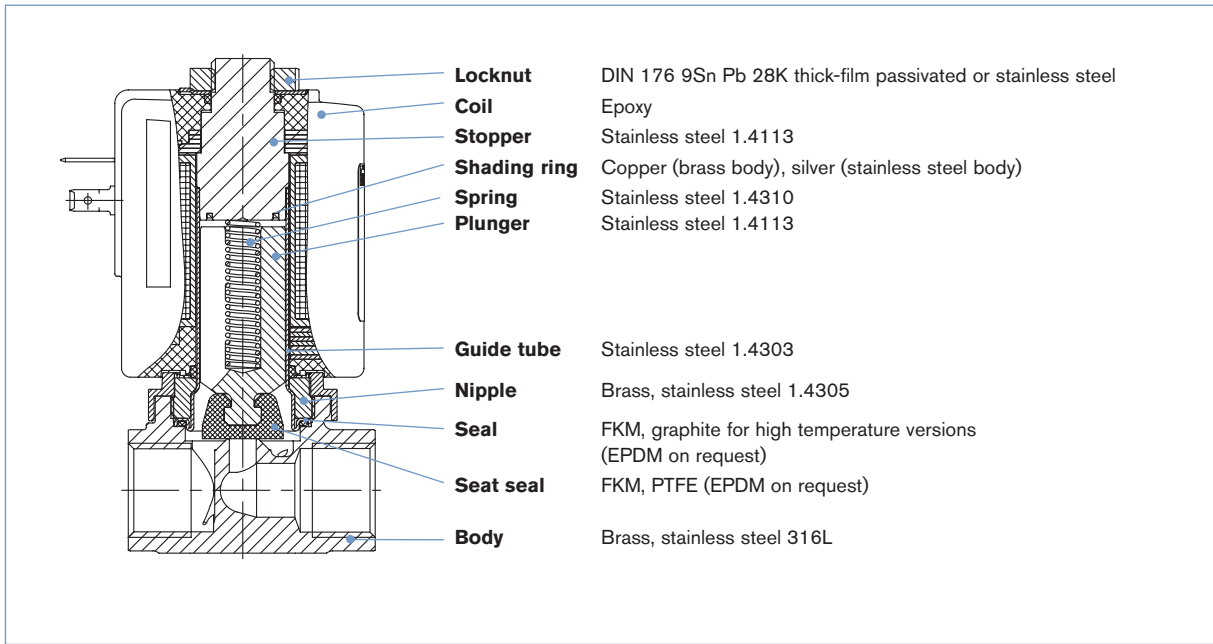
■ on request

Please note that the cable plug has to be ordered separately, see Accessories on page 6 and separate datasheet for Type 2508.

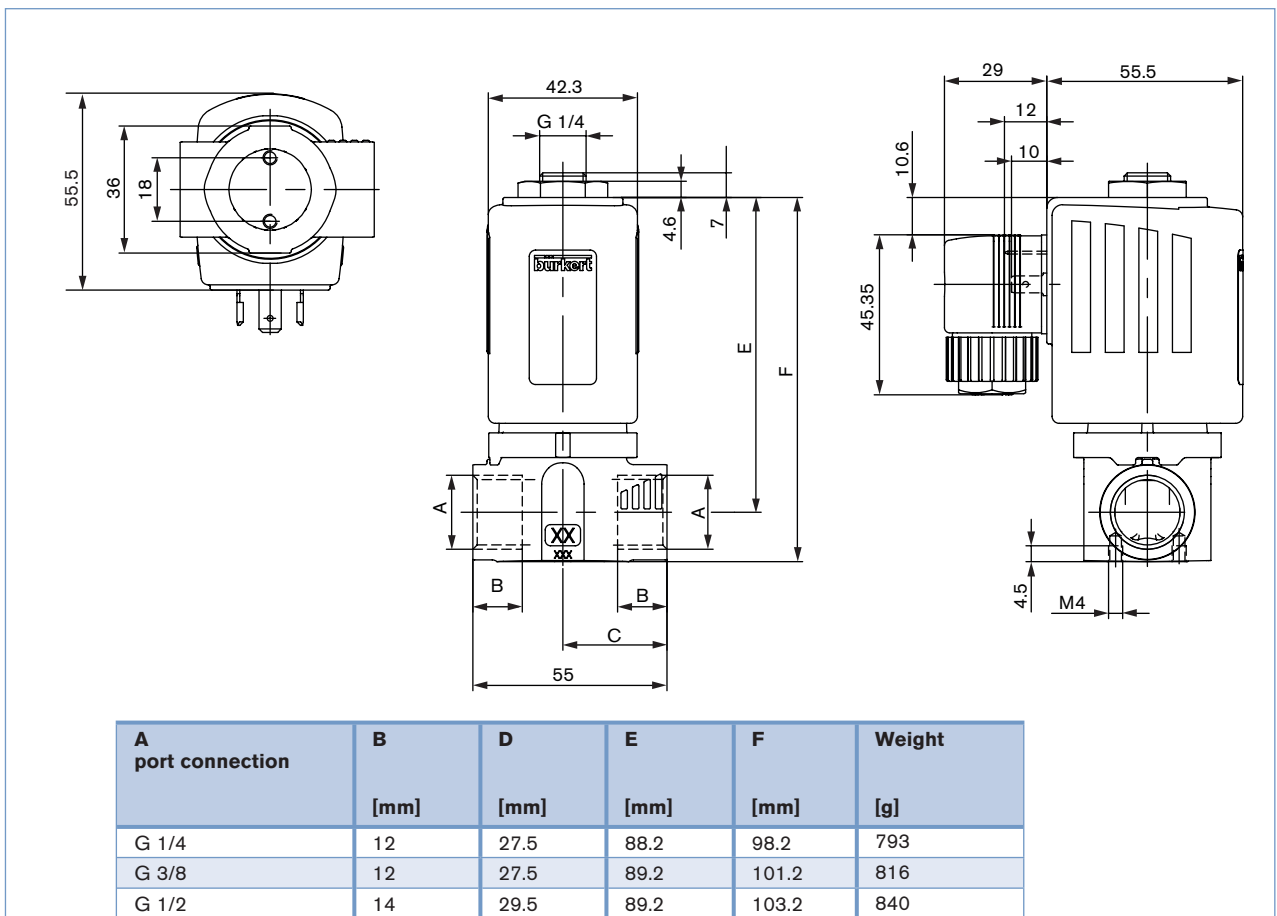
i Further versions on request

-  **Materials**
Seal material EPDM
-  **Port connection**
NPT, Rc
-  **Voltage**
Non-standard voltages
-  **Approvals**
ATEX, UL, UR, CSA
-  **Pressure**
Higher pressures for gaseous media
-  **Additional**
Oxygen versions

Materials




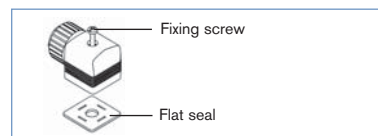
Dimensions [mm]



Ordering chart for accessory

Cable plug Type 2508 according to DIN EN 175301-803 Form A

	Circuitry	Voltage / frequency	Item no.
	None (standard)	0 - 250 V AC/DC	008 376
	with LED	12 - 24 V AC/DC	008 360
	with LED and varistor	12 - 24 V AC/DC	008 367
	with rectifier, LED and varistor	12 - 24 V AC/DC	008 363
	with LED	200 - 240 V	008 362
	with LED and varistor	200 - 240 V	008 369
	further versions see datasheet Type 2508		



The delivery of a cable plug includes the flat seal and the fixing screw. For other cable plug versions acc. to DIN EN 175301-803 Form A (previously DIN 43650), see separate datasheet Type 2508. Click on the box "More info."... you will come to our website for this product where you can download the datasheet.



DTS 1000089742 EN Version: E Status: RL (released | freigegeben | validé) printed: 21.12.2007

To find your nearest Bürkert facility, click on the orange box → www.burkert.com

In case of special application conditions, please consult for advice.

We reserve the right to make technical changes without notice.

0712/4_EU-en_00895015